

MOTORS WITH POWER UP TO 850 W

P SERIES - Non reversible

WATT: 640 / CONSUMPTION: 950 NI/1'

Data sheet
P40D



1. Cylindrical keyed shaft
2. Grip zone
3. Air inlet
4. Air exhaust

Technical specification

Right rotation - Model	P40D
Right rotation - Code	8711132
Speed rpm - No-load	4200
Speed rpm - at Max Power	2100
Torque Nm - at Max Power	2,8
Torque Nm - Stall Torque	3,9

Form features

The normal delivery condition: cylindrical shaft and body as shown in the photo.

Optional:

Shaft

- threaded - indication /AF (left rotation excluded - subject to checks for reversible)

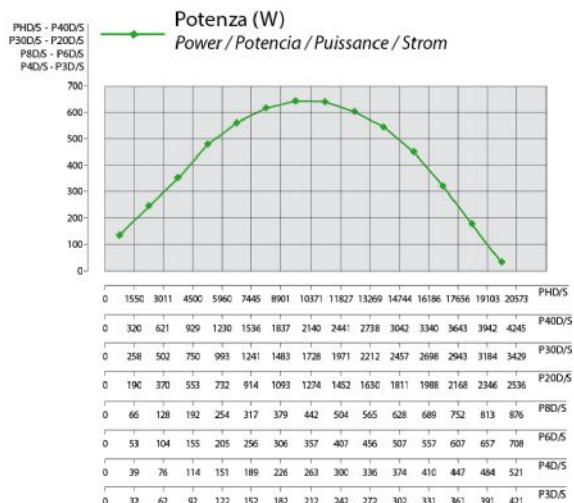
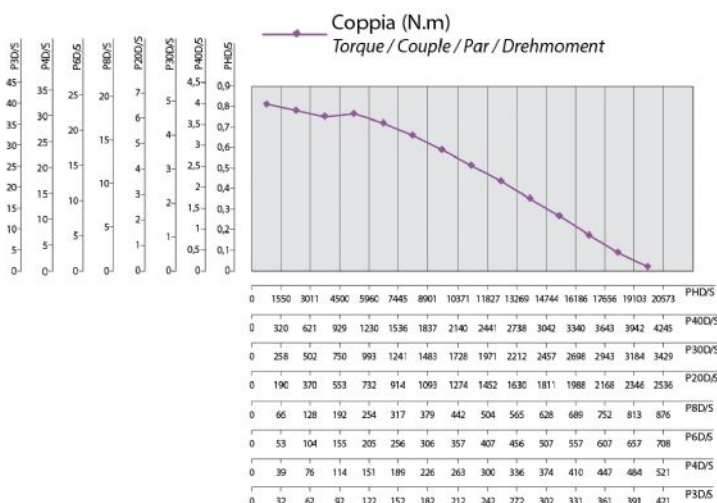
- conical - indication /AC

- with collets - indication /AP

Body

- with diamond flange coupling

Characteristic curves



MOTORS WITH POWER UP TO 850 W

P SERIES - Non reversible

WATT: 640 / CONSUMPTION: 950 NI/1'

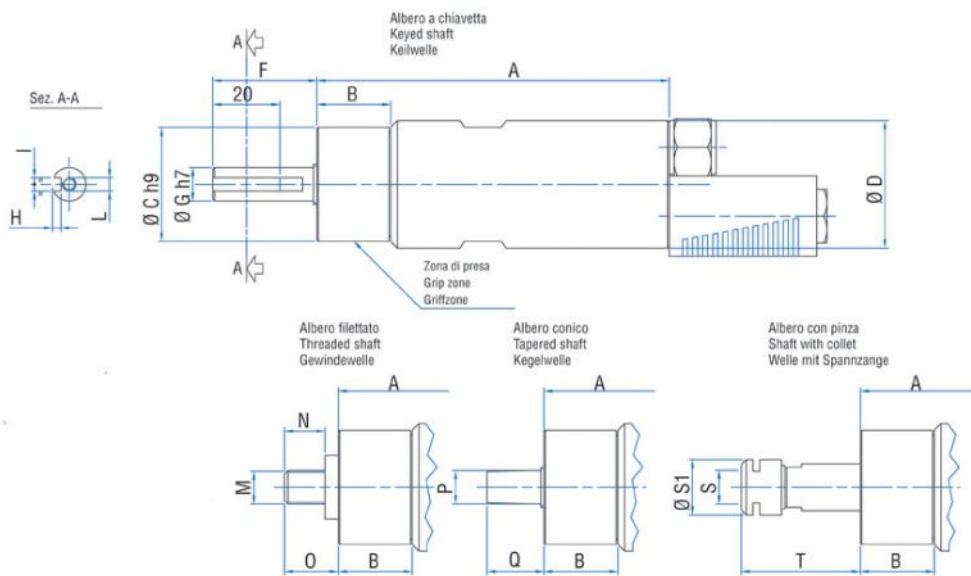
Data sheet
P40D

Permissible radial and axial loads

Model	Code	Fr (N)	Fa (N)	Co (N)
P40D	8711132	2050	2350	4750

Overall dimensions

Serie P Non reversibili
Series Non-reversible
Serie Nicht umsteuerbar



Model	Code	A	B	C	D	F	G	H	I	L	M	N	O	P	Q	S	S
P40D	8711132	126	31	48	50	31,5	14	3	5	M6	1/2"x20UNF	16	20,5	B12	26	ER16	2